




www.planscape.co.uk

EXECUTIVE

■ INTRODUCTION

Executive is our latest desk range presenting a stylish, managerial work space. This small range of rectangular and radial panel end workstations with integrated 3 drawer pedestals is a high end addition to any office.

At Imperial we pride ourselves in manufacturing quality office furniture.



EXECUTIVE

Executive is available with a single or two toned finish. Choose from a combination of our 17 board finishes to suit your requirements.



The Fresh seating collection offers modern, stylish seating to complement your new executive workstation.

Our new Slate and Mocha board finishes can be paired together to create a modern, fresh feel to your new working environment.



Colours storage is the ideal accompaniment when considering your storage requirements. Alternate between carcass and fascias finishes to create your own unique look.



A combination of wood grain and solid colours shows the flexibility of the Executive range and Colours storage.



The Executive corner workstation comes complete with and integrated 3 drawer pedestal with contrasting fascias.

Colours Universal Storage

(Doors, fascias or carcass from a choice of 17 board finishes with a selection of handles)





Rectangular Executive workstations are also available as an alternative or accompaniment when the corner workstation is not suitable.



UNIVERSAL STORAGE

Low to high storage

(available as 2062mm, 1657mm, 1252mm, 847mm & 725mm high)



1200mm & 1000mm wide open tambour units

1200mm & 1000mm wide tambour units



1000mm & 800mm wide open units

1000mm & 800mm wide pigeon hole units

1000mm, 800mm & 600mm wide bookcases

corner bookcase

Low to high storage

(available as 2062mm, 1657mm, 1252mm, 847mm & 725mm high with a choice of handle)



1000mm & 800mm wide open cupboards

1000mm & 800mm wide cupboards

Personal lockers

(choice of 2, 3, 4 or a single door option)



personal lockers available with various door options

Filing cabinets

(with a choice of handle)



600mm deep filing cabinets (4, 3 or 2 drawers)

525mm deep filing cabinets (4, 3 or 2 drawers)

Desk high storage

(no handles)



radial end open storage

radial end tambour storage

wave tambour storage

600mm deep mobile tambour unit

600mm deep mobile open unit

600mm deep tambour unit

600mm deep open unit

Desk high storage

(with a choice of handle)



600mm deep mobile cupboard

600mm deep cupboard

1000mm & 1200mm wide sliding door cupboards

1200mm & 1600mm wide credenza units



combination open unit



combination cupboard unit



525mm & 600mm deep side filers

Desk high pedestals

(Available with 2, 3 or 4 drawers and a choice of handle)



extension pedestals

wave extension pedestals

narrow 600mm deep pedestals

600mm deep pedestals

narrow 800mm deep pedestals

800mm deep pedestals

Mobile pedestals

(with a choice of handle)



narrow mobile pedestals

mobile pedestals

narrow tall mobile pedestal

tall mobile pedestal

600mm deep mobile desk high pedestal

800mm deep mobile desk high pedestal

(choice of 2 or 3 drawers)

(3 drawers only)

(3 drawers only)

(3 drawers only)

(3 drawers only)

Fixed pedestals & pull out tower

(with a choice of handle)



fixed pedestals

pull out tower

(choice of 2 or 3 drawers)

FINISHES

BOARD FINISHES

All products are manufactured using 18 & 25mm thick Melamine Faced Chipboard (MFC) sourced from across the world for optimum quality. An impressive Selection of 17 board finishes and 21 backboard finishes are available.

Colours storage is available with a choice of 17 board finishes for fascias and doors.

All desking, storage & pedestal tops are finished with 2mm PVC heavy duty edging tape.



(AN)
Anthracite



(N)
Walnut



(DN)
Dijon Walnut



(SC)
Santiago Cherry



(CO)
Calva Oak



(LO)
Light Oak



(B)
Beech



(SO)
Stone Oak




(VO)
Verade Oak




(CM)
Canadian Maple




(JA)
Japanese Ash




(BL)
Black




(S)
Silver




(G)
Grey



(W)
White



(M)
Mocha



(ST)
Slate

For an accurate representation of all board finishes please request an Imperial Finishes Card.

COLOUR OPTIONS



Single tone - 1 finish



Two tone
1 finish & black return



Two tone
1 finish & white return



Two tone
1 finish & silver return

CABLE MANAGEMENT

A cable access flap fitted to the corner workstation as standard and available as an optional extra on a rectangular workstation.

